

25 200m Breaststroke Women Final

Official

☰ Qualified 1/2 ☰ Heats 📄 Summary 📄

1 Final 13 years

heat Started at: 06:18 PM (+ 5 min) Official

Lane	Competitor	Age	Club	RT	PTS	Rank	Result
0	Ashley Lam	13	Howi...	0.75		10	3:05.26 Entry: 3:04.33 +0.93
	50m: 40.86 100m: 1:28.80 (47.94) 150m: 2:17.34 (48.54) 200m: 3:05.26 (47.92)						
1	Imogen Child	13	Nort...	0.65		8	3:02.05 Entry: 2:59.50 +2.55
	50m: 40.98 100m: 1:27.13 (46.15) 150m: 2:14.62 (47.49) 200m: 3:02.05 (47.43)						
2	Soyo Yamagami	13	Club ...	0.62		3	2:52.40 Entry: 2:57.58 -5.18
	50m: 39.70 100m: 1:23.12 (43.42) 150m: 2:07.50 (44.38) 200m: 2:52.40 (44.90)						
3	Georgia Karpik	13	Unite...	0.75		5	2:55.64 Entry: 2:56.31 -0.67
	50m: 40.14 100m: 1:24.19 (44.05) 150m: 2:09.68 (45.49) 200m: 2:55.64 (45.96)						
4	Hope Wang	13	Phoe...	0.75		1	2:46.45 Entry: 2:52.47 -6.02
	50m: 37.22 100m: 1:19.80 (42.58) 150m: 2:03.09 (43.29) 200m: 2:46.45 (43.36)						
5	Loumen Guagenti (V)	13	Dum...	0.59		2	2:51.51 Entry: 2:53.08 -1.57
	50m: 38.75 100m: 1:22.90 (44.15) 150m: 2:07.03 (44.13) 200m: 2:51.51 (44.48)						
6	Michelle Ai	13	Nort...	0.65		4	2:53.87 Entry: 2:57.06 -3.19
	50m: 38.50 100m: 1:22.73 (44.23) 150m: 2:07.83 (45.10) 200m: 2:53.87 (46.04)						
7	Tehani Marquet (V)	13	Dum...	0.67		6	2:58.47 Entry: 2:58.30 +0.17
	50m: 39.36 100m: 1:24.89 (45.53) 150m: 2:10.73 (45.84) 200m: 2:58.47 (47.74)						
8	Mackenzie Wright	13	Rau...	0.76		7	3:01.41 Entry: 3:01.28 +0.13
	50m: 41.45 100m: 1:28.70 (47.25) 150m: 2:16.29 (47.59) 200m: 3:01.41 (45.12)						
9	Phoebe Carter	13	Ice B...	0.57		9	3:05.24 Entry: 3:04.87 +0.37
	50m: 43.24 100m: 1:30.55 (47.31) 150m: 2:18.31 (47.76) 200m: 3:05.24 (46.93)						

2 Final 14 years

heat Started at: 06:23 PM (+ 5 min) Official









Lane	Competitor	Age	Club	RT	PTS	Rank	Result
------	------------	-----	------	----	-----	------	--------

0	Samantha Tilley	14	St P... 0.74	10	3:01.18 Entry: 2:56.82 +4.36
	50m: 40.63 200m: 3:01.18 (48.51)		100m: 1:25.36 (44.73) 150m: 2:12.67 (47.31)		
1	Mackenzie Jury	14	Liz v... 0.72	7	2:54.48 Entry: 2:55.45 -0.97
	50m: 39.66 200m: 2:54.48 (45.26)		100m: 1:23.77 (44.11) 150m: 2:09.22 (45.45)		
2	Clare Geursen	14	Tawa... 0.69	5	2:51.65 Entry: 2:53.21 -1.56
	50m: 37.90 200m: 2:51.65 (45.98)		100m: 1:20.65 (42.75) 150m: 2:05.67 (45.02)		
3	Olivia Vivian	14	Whar... 0.80	1	2:47.45 Entry: 2:50.61 -3.16
	50m: 37.88 200m: 2:47.45 (44.02)		100m: 1:20.31 (42.43) 150m: 2:03.43 (43.12)		
4	Channelle Huang	14	Nort... 0.79	2	2:47.60 Entry: 2:47.64 -0.04
	50m: 36.37 200m: 2:47.60 (45.01)		100m: 1:18.87 (42.50) 150m: 2:02.59 (43.72)		
5	Jasmin Reader	14	Nort... 0.54	3	2:48.50 Entry: 2:50.26 -1.76
	50m: 36.75 200m: 2:48.50 (45.89)		100m: 1:18.74 (41.99) 150m: 2:02.61 (43.87)		
6	Adriana McKague	14	Pirat... 0.70	4	2:51.23 Entry: 2:52.96 -1.73
	50m: 38.28 200m: 2:51.23 (44.72)		100m: 1:21.96 (43.68) 150m: 2:06.51 (44.55)		
7	India Vaughan	14	Nort... 0.54	6	2:51.88 Entry: 2:53.90 -2.02
	50m: 35.85 200m: 2:51.88 (47.52)		100m: 1:18.90 (43.05) 150m: 2:04.36 (45.46)		
8	Eve Lu	14	Parn... 0.82	8	2:54.86 Entry: 2:56.74 -1.88
	50m: 38.89 200m: 2:54.86 (46.02)		100m: 1:23.09 (44.20) 150m: 2:08.84 (45.75)		
9	Annabelle Shields	14	Puke... 0.66	9	2:58.51 Entry: 2:56.91 +1.60
	50m: 39.00 200m: 2:58.51 (46.34)		100m: 1:24.29 (45.29) 150m: 2:12.17 (47.88)		

3		Final 15 years				Official	
heat		Started at: 06:28 PM (+ 5 min)					
Lane	Competitor	Age	Club	RT	PTS	Rank	Result
0	Hannah Tse	15	Parn... 0.74	8	2:59.71 Entry: 2:58.63 +1.08		
	50m: 40.69 200m: 2:59.71 (47.04)		100m: 1:26.73 (46.04) 150m: 2:12.67 (45.94)				
1	Eva Makarova-Paton	15	Nort... 0.76	10	3:03.74 Entry: 2:58.15 +5.59		
	50m: 39.46 200m: 3:03.74 (50.48)		100m: 1:24.36 (44.90) 150m: 2:13.26 (48.90)				
2	Lily McGrath	15	Nept... 0.58	2	2:46.91 Entry: 2:52.96 -6.05		
	50m: 38.56 200m: 2:46.91 (45.01)		100m: 1:21.43 (42.87) 150m: 2:05.04 (43.61)				

200m: 2:46.91 (41.87)							
3	Bianca Chan	15	Rosk... 0.67	5	2:48.43	Entry: 2:52.06	-3.63
	50m: 36.98	100m: 1:19.14 (42.16)	150m: 2:03.47 (44.33)				
	200m: 2:48.43 (44.96)						
4	Hannah Sampson	15	Swi... 0.70	1	2:43.79	Entry: 2:44.83	-1.04
	50m: 36.67	100m: 1:18.55 (41.88)	150m: 2:01.19 (42.64)				
	200m: 2:43.79 (42.60)						
5	Tayla Ryder	15	Jasi ... 0.68	3	2:47.69	Entry: 2:51.29	-3.60
	50m: 37.55	100m: 1:20.39 (42.84)	150m: 2:04.03 (43.64)				
	200m: 2:47.69 (43.66)						
6	Charlotte McLaren	15	Troja... 0.72	4	2:48.40	Entry: 2:52.79	-4.39
	50m: 38.13	100m: 1:21.86 (43.73)	150m: 2:05.32 (43.46)				
	200m: 2:48.40 (43.08)						
7	Cynthia Li	15	Phoe... 0.67	7	2:56.79	Entry: 2:55.63	+1.16
	50m: 37.82	100m: 1:22.22 (44.40)	150m: 2:08.81 (46.59)				
	200m: 2:56.79 (47.98)						
8	Emma Icton	15	Aqua... 0.72	9	3:01.30	Entry: 2:58.25	+3.05
	50m: 38.63	100m: 1:24.44 (45.81)	150m: 2:12.26 (47.82)				
	200m: 3:01.30 (49.04)						
9	Ciara Hearn	15	Tawa... 0.74	6	2:53.43	Entry: 3:00.74	-7.31
	50m: 38.38	100m: 1:22.99 (44.61)	150m: 2:09.60 (46.61)				
	200m: 2:53.43 (43.83)						

4 heat Final 16 years								Official	
Started at: 06:33 PM (+ 6 min)									
Lane	Competitor	Age	Club	RT	PTS	Rank	Result		
0	Kiri Lovatt	16	Club ... 0.83	9	2:53.22	Entry: 2:54.48	-1.26		
	50m: 37.17	100m: 1:20.48 (43.31)	150m: 2:05.51 (45.03)						
	200m: 2:53.22 (47.71)								
1	Emily Thompson	16	Ice B... 0.72	7	2:51.14	Entry: 2:53.29	-2.15		
	50m: 38.31	100m: 1:22.45 (44.14)	150m: 2:06.80 (44.35)						
	200m: 2:51.14 (44.34)								
2	Paige Franklin	16	Cent... 0.67	5	2:48.85	Entry: 2:50.65	-1.80		
	50m: 38.32	100m: 1:21.15 (42.83)	150m: 2:05.53 (44.38)						
	200m: 2:48.85 (43.32)								
3	Nicola Lovell	16	Blen... 0.77	4	2:47.31	Entry: 2:48.48	-1.17		
	50m: 37.96	100m: 1:20.38 (42.42)	150m: 2:03.45 (43.07)						
	200m: 2:47.31 (43.86)								
4	Alyssa Wangford	16	Parn... 0.68	1	2:39.27	Entry: 2:44.70	-5.43		
	50m: 36.57	100m: 1:18.20 (41.63)	150m: 1:57.97 (39.77)						
	200m: 2:39.27 (41.30)								
5	Bridie Quayle	16	Whar... 0.82	2	2:41.28	Entry: 2:46.31	-5.03		

	50m: 36.29 200m: 2:41.28 (42.05)	100m: 1:17.63 (41.34)	150m: 1:59.23 (41.60)	
6	 Ariella Riley	16  Hamil... 0.74	3 2:43.60 Entry: 2:49.97 -6.37	
	50m: 36.67 200m: 2:43.60 (43.17)	100m: 1:18.39 (41.72)	150m: 2:00.43 (42.04)	
7	 Isabelle Blackmore	16  St P... 0.51	6 2:50.06 Entry: 2:52.16 -2.10	
	50m: 37.81 200m: 2:50.06 (44.38)	100m: 1:21.53 (43.72)	150m: 2:05.68 (44.15)	
8	 Neave Hills	16  Hamil... 0.81	8 2:52.84 Entry: 2:54.33 -1.49	
	50m: 38.01 200m: 2:52.84 (46.31)	100m: 1:21.68 (43.67)	150m: 2:06.53 (44.85)	
9	 Olivia McBride	16  Kiwi ... 0.58	10 2:58.74 Entry: 3:00.84 -2.10	
	50m: 38.94 200m: 2:58.74 (49.09)	100m: 1:22.35 (43.41)	150m: 2:09.65 (47.30)	